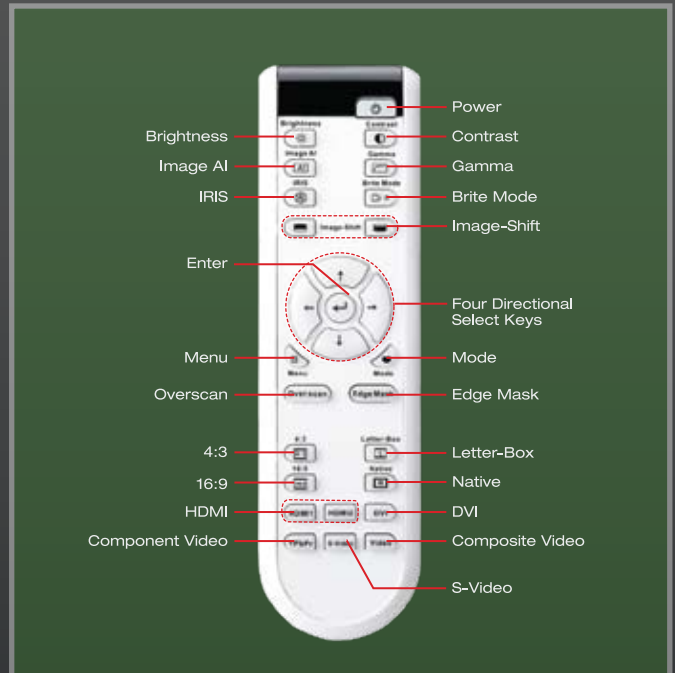
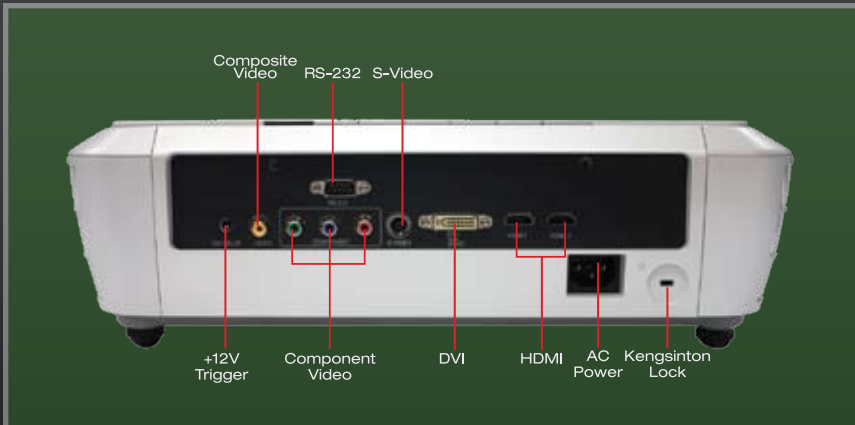


Professional Grade 1080p Cinema Comes Home



The Optoma HD8000-LV is a true 1080p DLP® home theater projector that produces better brightness and vibrant colors to the projected picture. With studio-grade resolution and unique color processing technologies, the HD8000-LV delivers an amazing 10,000:1 contrast ratio and impressive color saturation for an excellent image.

HD8000-LV FEATURES

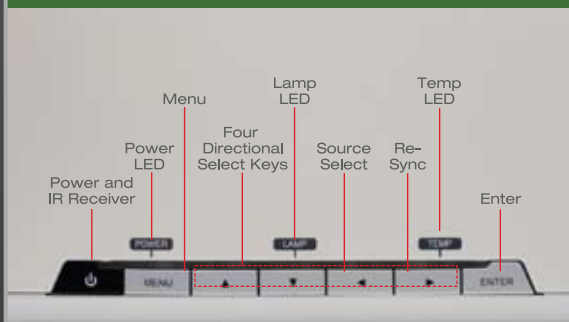
- ❑ Native 1080p DMD DLP chipset from Texas Instruments
- ❑ Native 1080 (1920 x 1080) resolution
- ❑ 2200 lumens and 10,000:1 contrast ratio with ImageAI-II™
- ❑ Two HDMI v1.3 and DVI with HDCP
- ❑ 10-bit color per channel processing and 6-segment color wheel delivers deeper color saturation

HD8000-LVI Home Theater

Projection Distance/Image Size

Projection Distance (Feet)	Maximum Diagonal (Inches)	Minimum Diagonal (Inches)
6	44.7	37.2
8	59.5	49.6
10	74.4	62.0
12	89.3	74.4
14	104.2	86.8
16	119.1	99.2
18	134.0	111.6

Control Panel



Optional Accessories

Lamp:	BL-FS300B
Mount:	BM-2008N
Remote:	BR-3037B
DVI-D Cable (5m):	BC-DDDDXX05
HDMI Cable (5m):	BC-HMHMXX05
DVI-D Male to HDMI Female Adapter:	BC-DIHMXY00
S-Video Cable (5m):	BC-SVSVXX05
106" 16:9 Fixed-Frame Screen:	DF-WW9106F
Anamorphic Lens:	BX-AL133B

Specifications

Display Technology:	Single 0.95" 1080p DMD DLP® Technology by Texas Instruments
Resolution:	Native 1080p (1920 x 1080)
Brightness (Typical):	2200 ANSI Lumens
Contrast Ratio:	10,000:1 (Max)
Image Processing:	Motion Adaptive 480i, 576i and 1080i De-Interlacing, Advanced 3D Comb Filter, Advanced Noise Reduction and Sharpening
Advanced Scalar Function:	10-Step Gamma, User Definable Mode for Different Input and Resolution
Iris Control:	17 Step Iris System
Lamp Life and Type:	Estimated at 3000 Hours/300W SHP
Throw Ratio:	1.85-2.22:1 w/o Anamorphic Lens; 1.38-1.66:1 w/ Anamorphic Lens
Image Size (Diagonal):	30" to 300" (0.8 to 7.6 m)
Projection Distance:	4.92' to 32.8' (1.5 to 10 m)
Noise Level:	32dB
Remote Control:	Fully Featured IR Remote
Computer Compatibility:	UXGA, SXGA+, SXGA, WXGA, XGA, SVGA, VGA, VESA, PC and Macintosh Compatible
Video Compatibility:	Full NTSC, PAL, SECAM, True HDTV (720p, 1080i/p), 480i/p, 576i/p
Aspect Ratio:	Native 16:9, Fully Automatic 2.35:1 w/Anamorphic Lens
Projection Lens:	F=2.6-2.82; f=39.12-46.94mm, 1.2x Manual Zoom and Focus
User Controls:	Complete On Screen Menu Adjustments in 22 Languages
Keystone Correction:	± 5° Vertical
Power Supply:	AC Input 100 - 240V, 50-60 Hz
Power Consumption:	435 Watts (Maximum), 375 Watts (ECO), < 14Watts (Standby)
Weight:	10 lbs (4.5 kg)
Dimensions (W x H x D):	16" x 4.6" x 12.2" (406 x 117 x 310 mm)
Operating Temperature:	41 - 95°F (5 - 35°C), 80% Humidity
Displayable Colors:	1.07 Billion
Projection Method:	Front, Rear, Ceiling Mount, Table Top
Uniformity:	80%
Security:	One Kensington® Lock Port
I/O Connectors:	Two HDMI v1.3, DVI w/HDCP, S-Video, Composite Video, Component Video, RS-232, +12V Trigger
Standard Accessories:	AC Power Cord, Component Video Cable, RS-232 Cable, Remote Control, Batteries for Remote, Lens Cap, User's Manual, Warranty Card and Quick Start Guide
Optional Accessories:	Anamorphic Lens/Sled Kit, Ceiling Mount and Panoview™ Series Screens
Warranty:	3 Years Optoma Express Replacement Service, 1 Year on Lamp
UPC:	796435 21 114 1

www.OptomaUSA.com



Optoma